



---

# Thinking, Fast and Slow...

## With Software Development

---

Daniel Bryant  
Principal Consultant, OpenCredo

daniel.bryant@opencredo.com  
@danielbryantuk

# Think More Deliberately

- Our decision making can be flawed...
- Apply process and models (as appropriate)
- Build, measure, learn...
- Collaborate more (and better)

# Who Am I?



- Principal Consultant at OpenCredo
  - ✓ Agile transformations
  - ✓ DevOps methodologies
  - ✓ Microservices and Cloud

- London Java Community Associate




- Adopt OpenJDK and JSR



- InfoQ Editor and DZone MVB



# Workplace Decision Making...



[dilbert.com/strip/2010-08-24](http://dilbert.com/strip/2010-08-24)

# Your Thinking: A Tale of Two Systems...

System 1:

*fast, instinctive, emotional, subconscious*

System 2:

*slower, deliberate, reasoning, conscious*


$$2 + 2 = ?$$

$$(24 / 2) * (1 / 3) = ?$$

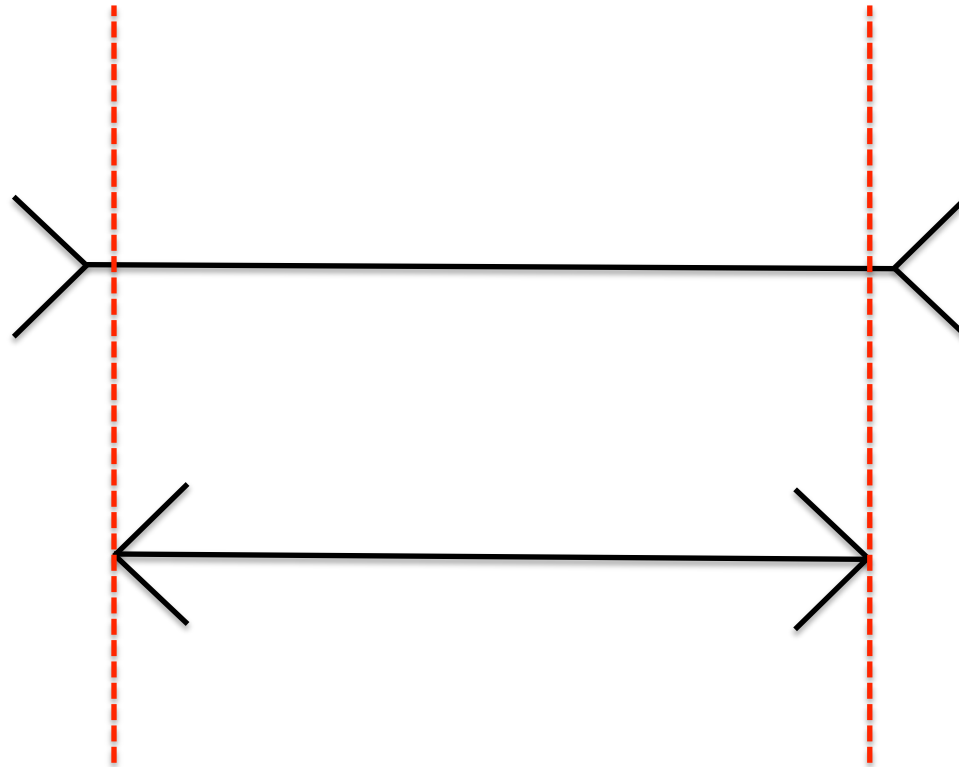
$$2 + 2 = 4$$

$$(24 / 2) * (1 / 3) = 4$$







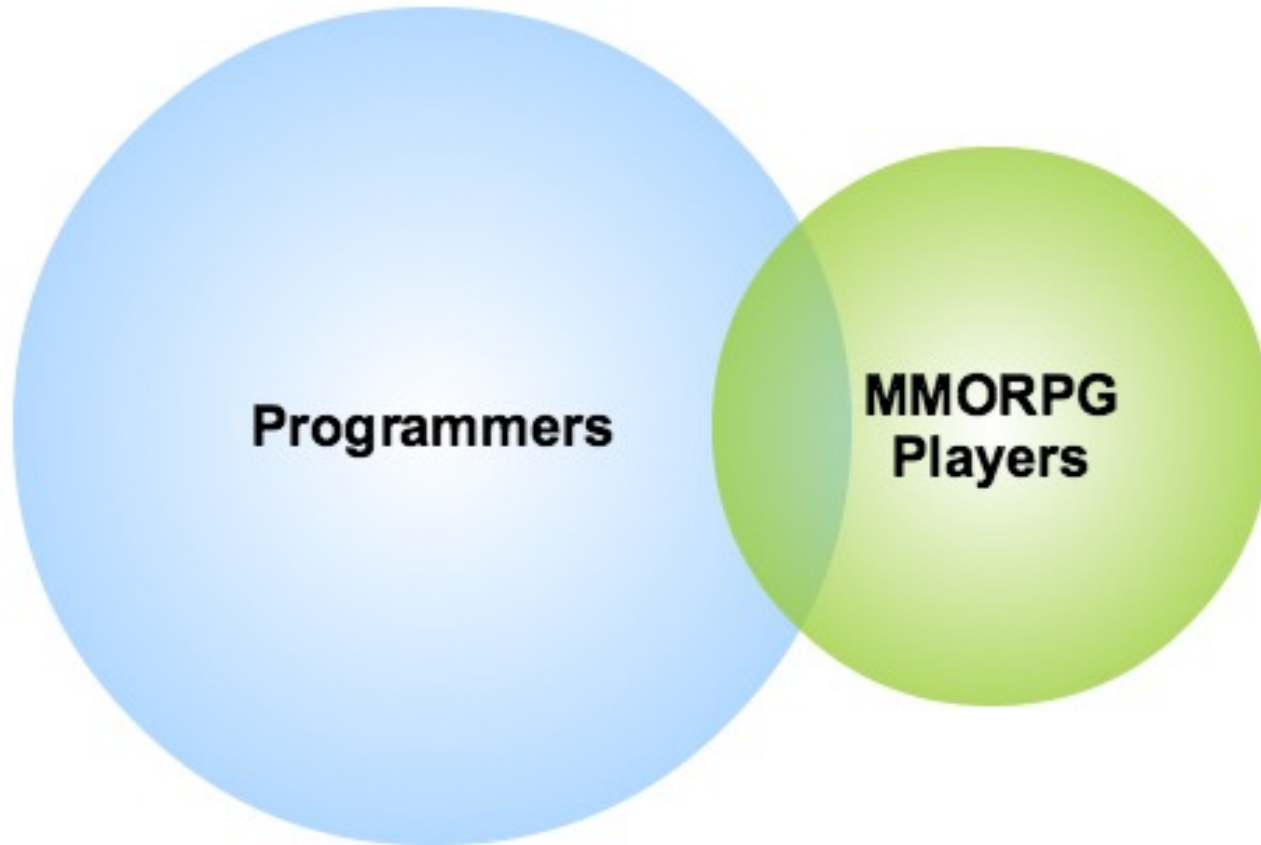


***Bob is a single male in his 20's who is bright, quiet, likes science fiction and fantasy, and avoids interacting with people in the real world***

Which is more probable?

- Bob is a programmer
- Bob is a programmer and plays MMORPG?

# Conjunction Fallacy



# Your Thinking: A Tale of Two Systems...

## System 1:

*fast, instinctive, emotional, subconscious*

Rapid, associative, and has systemic errors

## System 2:

*slower, deliberate, reasoning, conscious*

Lazy, and causal (not statistical)

# Heuristics / biases affecting software developers

# Availability Heuristic

***“If something can be recalled,  
it must be important”***

‘Hipster-itis’

e.g. the ‘best’ architectural style



# Microservices

- The current flavour of the month!
- Frameworks and products emerging
- Virtuous (vicious?) circle

# “MongoDB is Web Scale”



[www.mongodb-is-web-scale.com/](http://www.mongodb-is-web-scale.com/)

“MySQL is slow as a dog. MongoDB will run circles around MySQL because MongoDB is web scale.”

“MongoDB does have some impressive benchmarks, but they do some interesting things to get those numbers. For example, when you write to MongoDB, you stage your data to be written [to disk] at a later time.”






“If that's what they need to do to get those kickass benchmarks, then it's a great design.”

“..... If you were stupid enough to totally ignore durability just to get benchmarks, then **I suggest you pipe your data to /dev/null. It will be very fast.**”

# Availability: Think Professionally

- Stop... engage system 2
- Spike/prototype, experiment, evaluate...
- Constant learning
  - Find trusted mentors
  - Read the classics
  - Cultivate blogs

# Java Fundamentals



# Evaluation

***“I will postpone using this shiny new framework until my peers have validated the proposed benefits with rigorous scientific experiments”***

- Said by no programmer  
...ever

# Raible's Comparison Matrix

Matt Raible comparison matrix ([bit.ly/OxUzad](http://bit.ly/OxUzad))

Criteria	Struts 2	Spring MVC	Wicket	JSF 2	Tapestry	Stripes	GWT	Grails	Rails	Flex	Vaadin	Lift	Play
Developer Productivity	0.50	0.50	0.50	0.50	1.00	0.50	1.00	1.00	1.00	0.00	1.00	0.50	1.00
Developer Perception	0.50	1.00	1.00	0.00	0.50	1.00	1.00	1.00	1.00	1.00	1.00	1.00	1.00
Learning Curve	1.00	1.00	0.50	0.50	0.50	1.00	1.00	1.00	1.00	1.00	1.00	0.50	1.00
Project Health	0.50	1.00	1.00	1.00	0.50	0.50	1.00	1.00	1.00	0.50	1.00	1.00	1.00
Developer Availability	0.50	1.00	0.50	1.00	1.00	0.50	1.00	0.50	1.00	1.00	0.50	0.00	0.50
Job Trends	1.00	1.00	0.50	1.00	0.50	0.00	1.00	0.50	1.00	1.00	0.00	0.00	0.50
Templating	1.00	1.00	1.00	0.50	1.00	1.00	0.50	1.00	1.00	0.50	0.50	0.50	0.50
Components	0.00	0.00	1.00	1.00	1.00	0.00	0.50	0.50	0.50	1.00	1.00	0.00	0.00
Ajax	0.50	1.00	0.50	0.50	0.50	0.50	1.00	0.50	0.50	0.50	1.00	1.00	0.50
Plugins or Add-Ons	0.50	0.00	1.00	1.00	0.50	0.00	1.00	1.00	1.00	1.00	1.00	0.50	1.00
Scalability	1.00	1.00	0.50	0.50	0.50	1.00	1.00	0.50	0.50	0.50	0.50	1.00	1.00
Testing	1.00	1.00	0.50	0.50	1.00	1.00	0.50	1.00	1.00	0.00	0.50	0.50	1.00
i18n and l10n	1.00	1.00	1.00	0.50	1.00	1.00	1.00	1.00	0.50	0.50	1.00	1.00	1.00
Validation	1.00	1.00	1.00	0.50	1.00	1.00	1.00	1.00	1.00	1.00	1.00	0.50	0.50
Multi-language Support (Groovy / Scala)	0.50	0.50	1.00	1.00	1.00	1.00	0.00	1.00	0.00	0.00	1.00	0.00	0.50
Quality of Documentation/Tutorials	0.50	1.00	0.50	0.50	0.50	1.00	1.00	1.00	1.00	1.00	1.00	1.00	1.00
Books Published	1.00	1.00	0.50	1.00	0.50	0.50	1.00	1.00	1.00	1.00	0.50	0.50	0.00
REST Support (client and server)	0.50	1.00	0.50	0.00	0.50	0.50	0.50	1.00	1.00	0.50	0.50	0.50	0.50
Mobile / iPhone Support	1.00	1.00	1.00	1.00	1.00	1.00	1.00	1.00	1.00	0.50	1.00	1.00	1.00
Degree of Risk	1.00	1.00	1.00	1.00	1.00	1.00	1.00	1.00	1.00	1.00	0.50	0.50	0.50
<b>Totals</b>	14.5	17	15	13.5	15	14	17	17.5	17	13.5	15.5	11.5	14

# Optimistic Bias

***“People tend to be overconfident, believing that they have substantial control in their lives”***

I know what our customers want...

...how could I possibly be wrong?



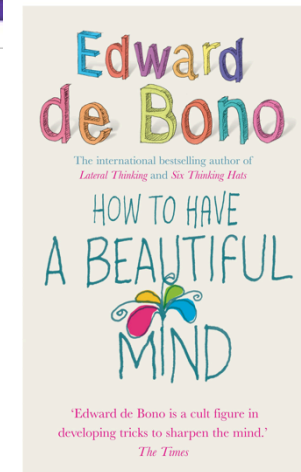
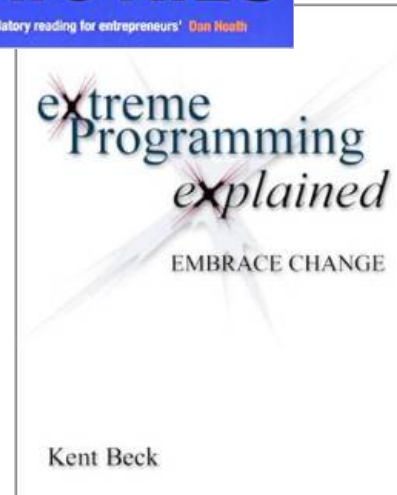
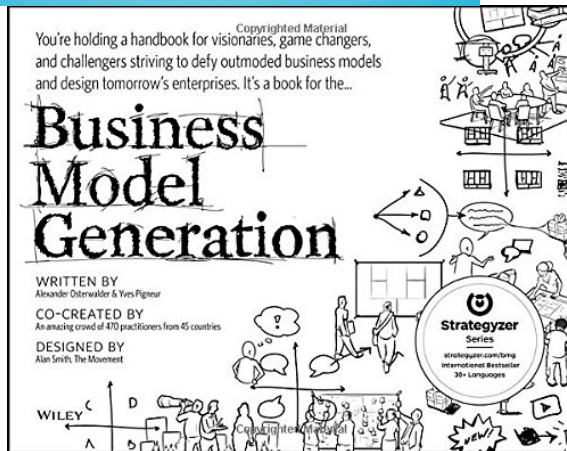
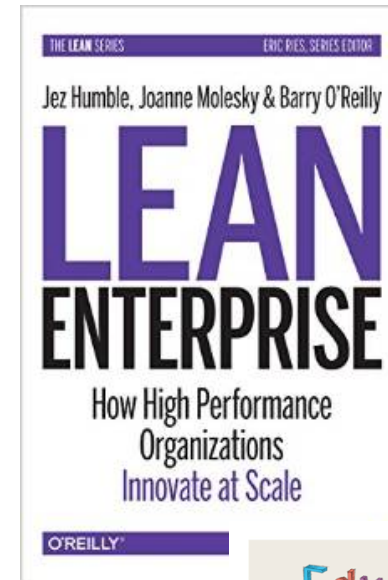
# Four Factors of Optimistic Bias

- Desired end state
  - Self-enhancement, perceived control
- Cognitive mechanisms
  - Representativeness heuristic, singular target focus
- Information about self vs target
- Overall mood

# Optimism: Think Professionally

- Define clear goals
- Build, measure, learn...
- Remove uncertainty early ([bit.ly/1mAb6o4](http://bit.ly/1mAb6o4))
  - “Patterns of Effective Delivery” by Dan North
- Software is inherently collaborative...

# Remove (or Limit) Uncertainty



# Check the HiPPO



# Planning Fallacy

***“A phenomenon in which predictions about how much time will be needed to complete a future task display an optimistic bias.”***

Was your last project completed on time?

...and on budget?

# IT Track Record...

- Sainsbury's Supply Chain Management System
  - \$526m [bit.ly/160SnAj](http://bit.ly/160SnAj)
- NHS patient record system
  - £10bn [bit.ly/XBzFuV](http://bit.ly/XBzFuV)
- HealthCare.gov
  - [onforb.es/1k7egyb](http://onforb.es/1k7egyb)

# Most Common Factors for Failure

- Unrealistic or unarticulated project goals
- Inaccurate estimates of needed resources
- Badly defined system requirements
- Poor reporting of the project's status
- Unmanaged risks
- Poor communication among customers, developers, and users
- Use of immature technology
- Inability to handle the project's complexity
- Sloppy development practices
- Poor project management
- Stakeholder politics
- Commercial pressures

Source [spectrum.ieee.org/computing/software/why-software-fails](http://spectrum.ieee.org/computing/software/why-software-fails)

# Most Common Factors for Failure

- Unrealistic or unarticulated project goals
- Inaccurate estimates of needed resources
- Badly defined system requirements
- Poor reporting of the project's status
- Unmanaged risks
- Poor communication among customers, developers, and users
- Use of immature technology
- Inability to handle the project's complexity
- Sloppy development practices
- Poor project management
- Stakeholder politics
- Commercial pressures






Source [spectrum.ieee.org/computing/software/why-software-fails](http://spectrum.ieee.org/computing/software/why-software-fails)



# Segmentation

- Divide and conquer
  - SOA, microservices or modules?
  - Integration costs
- Systems thinking
- Plan, do, check (measure), act
- Improve estimation techniques

# From Macro to Micro...



# Accept Unknown Unknowns...



[dilbert.com/strips/comic/1995-11-10/](http://dilbert.com/strips/comic/1995-11-10/)

# Sunk Cost Fallacy


***“Any past cost that has already been paid and cannot be recovered should not figure into the decision making process.”***

When did you last remove a framework?

...or a library?



# Why Are We Reluctant?

- We don't like being wrong...
- Existing effort appears wasted
  - Endowment effect
- Loss aversion
  - Twice as powerful, psychologically, as gains?



# Retrospect Regularly

- Did we make the right choice?
- When was the 'last responsible moment'?
- What can we learn?
- How can we get better?



# Anchoring Bias

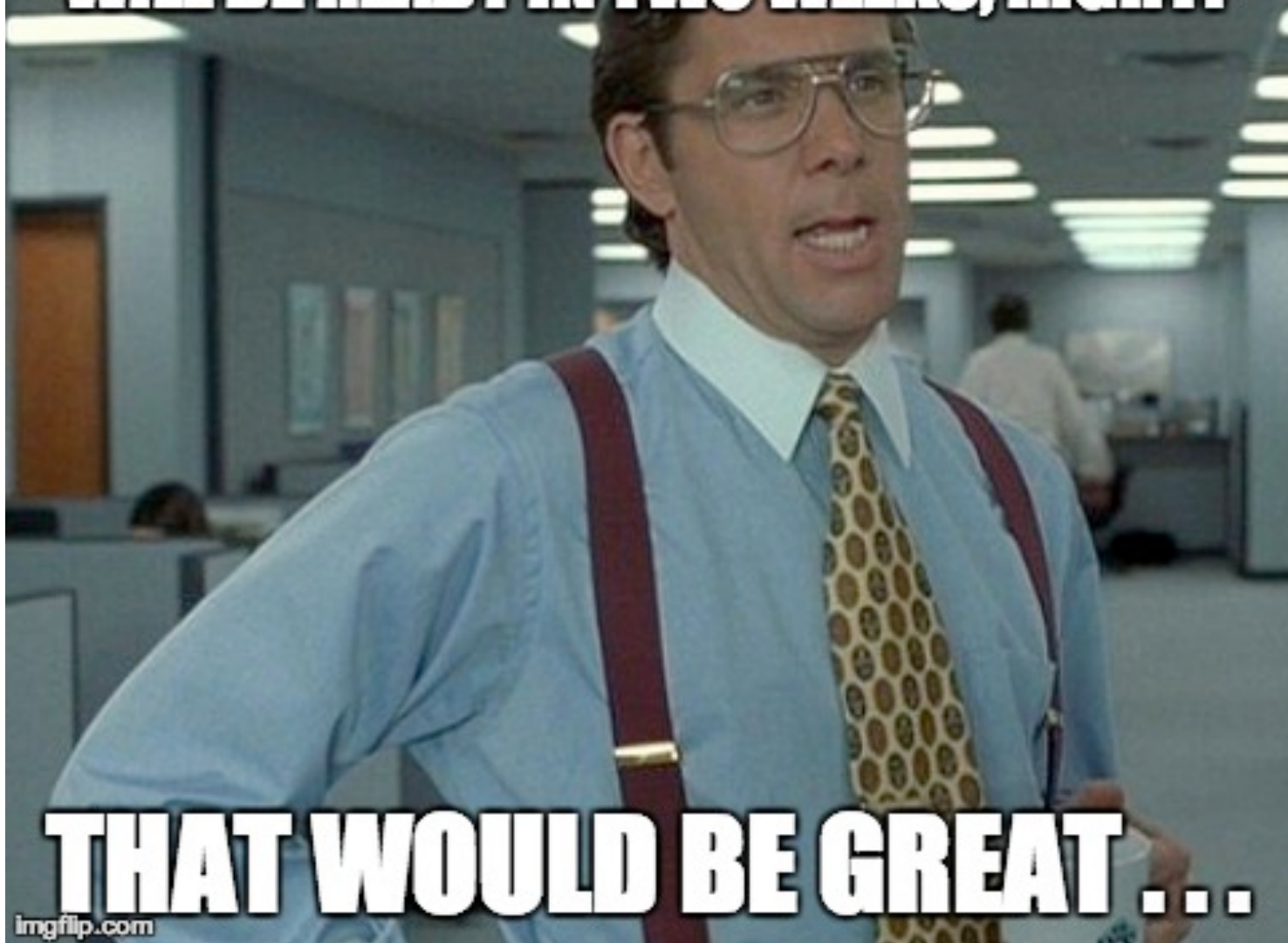
***“Common tendency to rely too heavily on the first piece of information offered when making decisions.”***

How does your manager ask for estimates?

...is it an unbiased question?



**YEAH... THIS APPLICATION  
WILL BE READY IN TWO WEEKS, RIGHT?**



**THAT WOULD BE GREAT...**




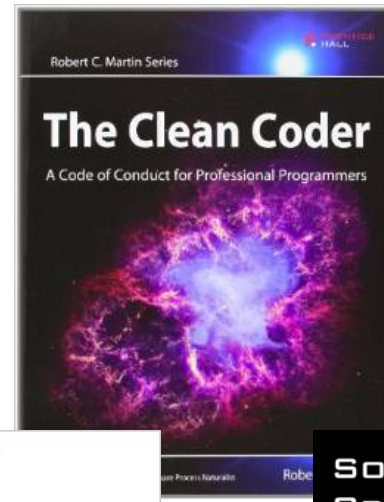
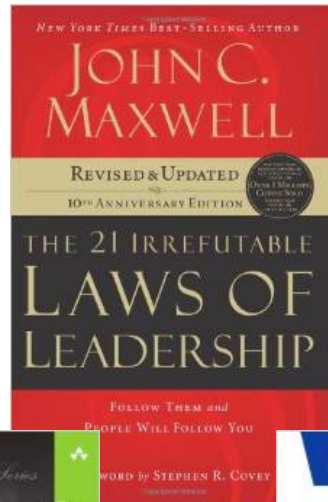

imgflip.com



# Anchoring: Think Professionally

- Learn to say no...
  - Provide explanations and alternatives
- Make sure User Stories are well-defined
  - Collaboration
- Apply PERT estimations ([bit.ly/1mGzuoe](http://bit.ly/1mGzuoe))

# Read Your Way to Tech Lead (?)




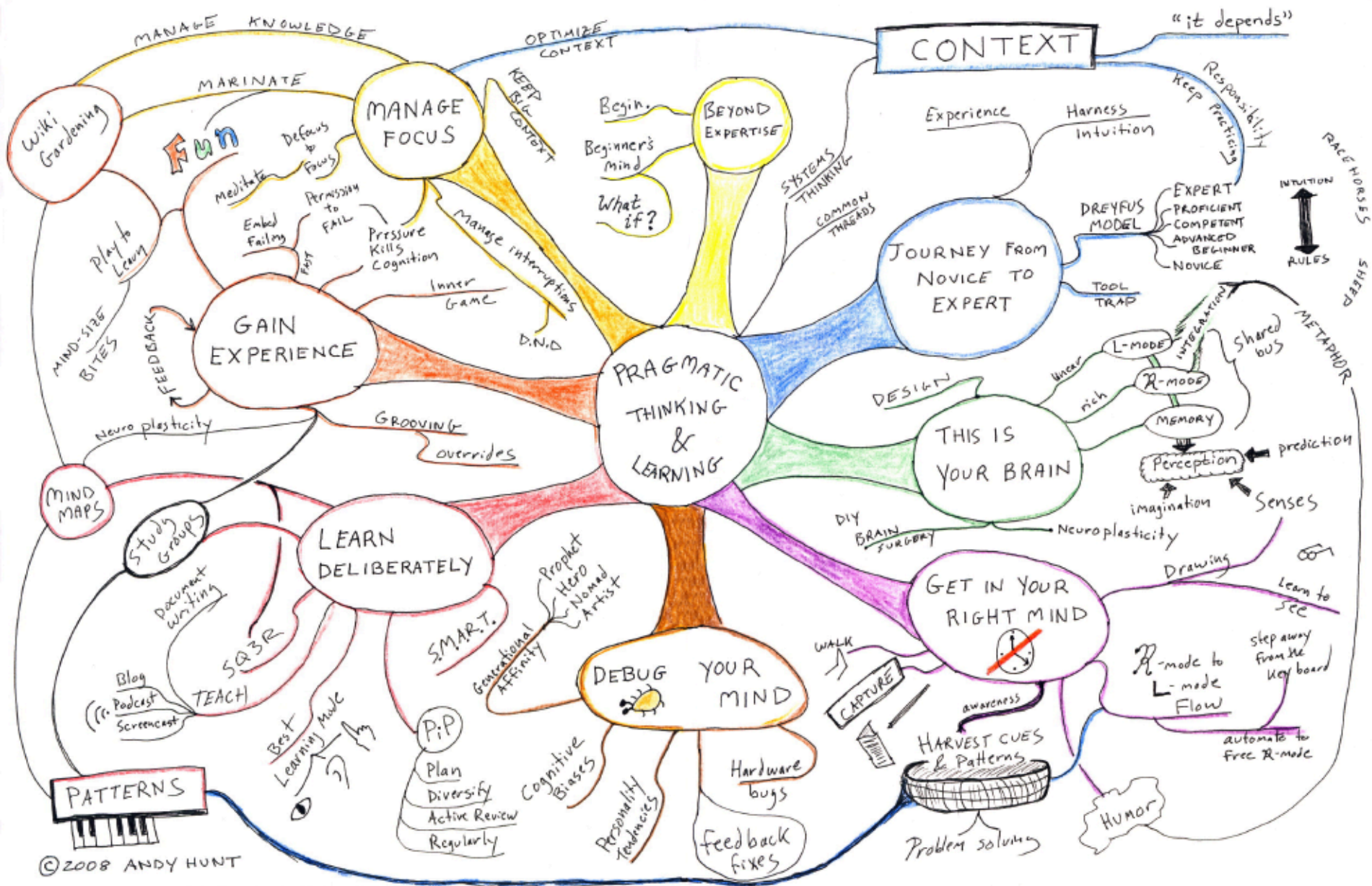
**Ok, lets wrap this up...**

**“You will be the same person in five years as you are today except for the people you meet and the books you read.”**

- Charlie “Tremendous” Jones  
([bit.ly/1LAdQkv](http://bit.ly/1LAdQkv))

# Awesome Conferences and Books





# Summary

- Apply process and models (as appropriate)
  - Engage system 2...
- Learn, do, retrospect, (teach,) repeat
- Collaborate more (and better)

**- Think more deliberately -**



# Thanks for Listening!

Comments and feedback are welcomed...

[daniel.bryant@opencredo.com](mailto:daniel.bryant@opencredo.com)

@danielbryantuk



Thanks:

